

# I-Series Electric Inboard Motor

Pioneering smart solutions for boating electrification



Efficient



Clean



Quiet



Hydrogeneration



I-10 / 10 kW



I-20 / 20 kW



I-40 / 40 kW

## Features

### Space-saving

Take up 60% less space than typical combustion engines and reduce engine room size.\*

### Easy to install

Internal wiring has been connected before delivery, providing customers with an out-of-the-box experience.

### Compact and Integrated

A compact design that integrates five functional modules of motor, gearbox, motor controller, system control unit and cooling system into a small space.

### Lighter weight

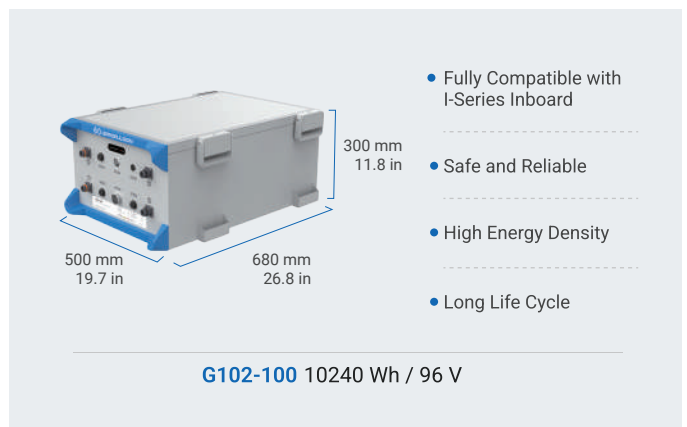
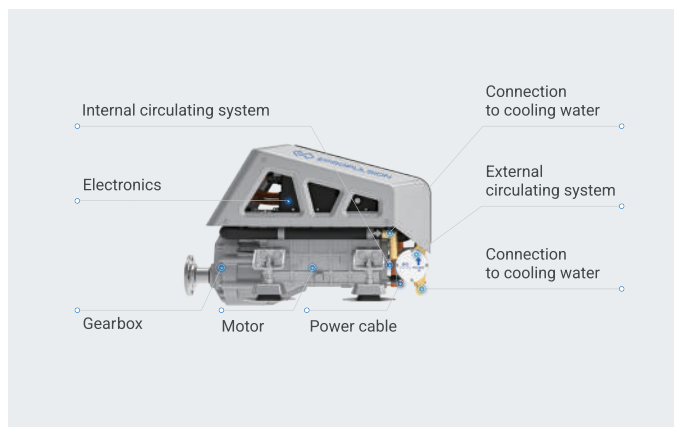
65% less weight than typical combustion engines and 30% lighter than electric inboard motors of similar range.\*

### Easy to maintain

The technology and the design of the interfaces significantly lower the maintenance required than combustion engines.

### Battery

High-performance and durable lithium iron phosphate battery for electric boating.



\* Under the same input power.

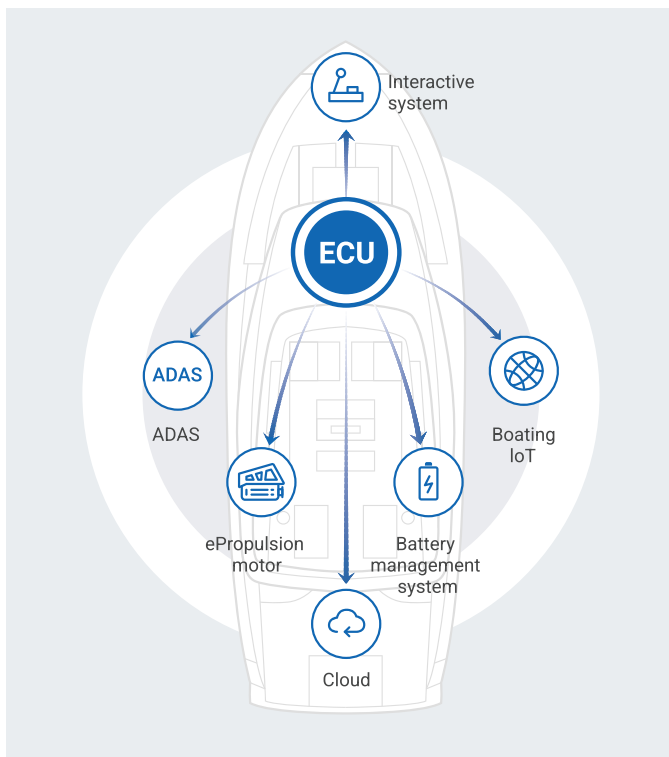
# I-Series

## Electric Inboard Motor

Ideal for leisure marine and commercial applications on small and medium size boats including cruiser, workboat, ferry, water bus, catamaran sailing boat, etc

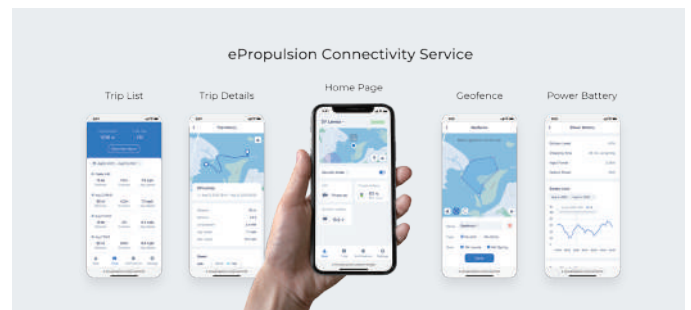
### Build on the state-of-art eSSA

Underpinned by the ePropulsion Smart System Architecture (eSSA), the I-Series features a smart and modular design to deliver safe and reliable performance and also supports the integration of ePropulsion Connectivity Service and ADAS.



### Integrated with boating IoT

With cloud-based data utilization and smart features, the ePropulsion Connectivity Service enables users to monitor their boat/fleet anytime anywhere.



### Smart and user-friendly control system

The HMI system, Smart Throttle and Smart Display 5" provide excellent user experience in controlling and monitoring.



### Optional modules to support customization

Optional modules such as battery, propeller, air-cooling, HVAC system, shaft and coupling, chargers are available to provide a complete and bespoke solution for boat electrification and customisation.

## Specs

Model	I-10	I-20	I-40
Input power	10 kW	20 kW	40 kW
Input voltage	86 to 115 VDC	86 to 115 VDC	86 to 115 VDC
Weight	45 kg	49.5 kg	85 kg
Dimensions (L x W x H)	565 x 295 x 380 mm	580 x 330 x 380 mm	790 x 450 x 410 mm
Cooling method	Air cooling	Water cooling (air cooling optional)	Water cooling (air cooling optional)
Rated rotational speed	1500 rpm	1500 rpm	1000 rpm
Operation and interaction	Throttle & display	Throttle & display	Throttle & display
Connectivity service	Support	Support	Support

\* The specifications are for reference only.