


# 180 GTA/GTAC

Three-Phase



## General data

<b>Maximum power*:</b>	144 kW (180 kVA)	<b>Voltage:</b>	480/277 V
<b>Prime Power**:</b>	131 kW	<b>Amperage:</b>	216 A
<b>Frequency:</b>	60 Hz	<b>Phases:</b>	3

## Dimensions and weights

<b>Total length without canopy:</b>	2079 mm	<b>Total length with canopy:</b>	2350 mm
<b>Total width without canopy:</b>	804 mm	<b>Total width with canopy:</b>	865 mm
<b>Total height without canopy:</b>	1070 mm	<b>Total height with canopy:</b>	1146 mm
<b>Dry weight without canopy:</b>	1410 Kg	<b>Dry weight with canopy:</b>	1630 Kg

## Engine

<b>Base engine manufacturer:</b>	Deutz	<b>Diameter:</b>	108 mm (4,25 in)
<b>Model Solé Diesel:</b>	SDZ-190E	<b>Stroke:</b>	130 mm (5,12 in)
<b>Type:</b>	4 No. of Strokes	<b>Compression ratio:</b>	17.5:1
<b>Engine RPM:</b>	1800	<b>Injection system:</b>	Mechanical and direct
<b>Number of cylinders:</b>	6	<b>Intake system:</b>	Turbocharged with intercooler
<b>Total displacement:</b>	7146 cc	<b>SAE Flywheel housing:</b>	SAE 3
<b>Oil:</b>	SAE 15W40	<b>Coolant capacity:</b>	23 L (6,08 gal)
<b>Oil capacity:</b>	23 L (6,08 gal)	<b>Flywheel:</b>	SAE 11 1/2
<b>Power:</b>	148 kW (201,28 CV)	<b>Coolant flow rate:</b>	162,1 l/min (42,82 gal/m)
<b>Salt water flow rate:</b>	130,4 l/min (34,45 gal/m)	<b>Intake air flow rate:</b>	12,2 m <sup>3</sup> /m
<b>Exhaust type:</b>	-	<b>Belt protection:</b>	Included

Rating conditions according to ISO 3046 (100 kPa barometric pressure, 30 % relative humidity and 25 °C (77 ° F))

\* Maximum output power: maximum power supplied by the genset at full load

\*\* Prime Power: rated power according to ISO 3046 and ISO 8528-1. 10 % overload capacity one hour in twelve hours.

1 kW  $\cong$  1,36 CV 1 kW  $\cong$  1,36 HP (metric) 1 kW  $\cong$  1,36 CH

## Fuel system details

<b>Consumption 25%:</b>	14 L/H (3,7 Gal/H)	<b>Fuel type:</b>	Diesel
<b>Consumption 50%:</b>	27 L/H (7,13 Gal/H)	<b>Fuel standards:</b>	Fueloil diesel ASTM
<b>Consumption 75%:</b>	38,4 L/H (10,14 Gal/H)	<b>Injection pump type:</b>	Individual
<b>Consumption 100%:</b>	49,5 L/H (13,08 Gal/H)	<b>Governor type:</b>	Electronical

## Electrical system

<b>Battery voltage:</b>	24 V	<b>Stop solenoid type:</b>	ETS
<b>Starter motor:</b>	4 kW	<b>Alternator:</b>	35 A
<b>Earth isolated:</b>	Included	<b>IP 65 box kit:</b>	Included
<b>SCO 11 double panel:</b>	Optional	<b>Current transformers:</b>	Included

## Installation details

<b>Exhaust hose inner diameter:</b>	115 mm (4,53 in)	<b>Maximum fuel lift height:</b>	1,3 m (4,27 ft)
<b>Sea water hose inner diameter:</b>	42 mm (1,65 in)	<b>Maximum raw water lift height:</b>	3 m (118,11 in)
<b>Fuel feeding hose inner diameter:</b>	12 mm (0,47 in)	<b>Maximum sea water temperature:</b>	32 °C (89,6 °F)
<b>Fuel return hose inner diameter:</b>	12 mm (0,47 in)	<b>Maximum installation angle***:</b>	10 °
<b>Minimum battery capacity:</b>	24 V 143 Ah		

## Alternator details

<b>Brand:</b>	Meccalte	<b>Cos φ:</b>	0,8
<b>Model:</b>	ECO38-1S/4A	<b>Tropicalized:</b>	Yes
<b>Regulator type:</b>	DSR	<b>Excitation system:</b>	BRUSHLESS
<b>Number of poles:</b>	4	<b>Voltage regulation accuracy**:</b>	1%
<b>Isolation type*:</b>	H	<b>Standards:</b>	EN60034-1, IEC 60034-1
<b>IP protection*:</b>	23	<b>Alternator type:</b>	Synchronous

## Standard equipment

Earth isolated	Silentblocks
Amperometric transmitter kit	SCO 10 control panel
4 m electrical wiring extension	Owner`s and alternator manual
Oil extraction pump	Packaging
Rigid bed	

## Optional accessories

Siphon break kit mandatory if generator is below waterline	Keel Cooling conversion for dry and wet exhaust
Service/Cruise Kits: fuel and oil filters, raw water pump, impeller, alternator belt,...	Double walled pipes and alarm kit
Dry Exhaust system	Low coolant level shut down switch
Wet Exhaust System	Fuel filter/water separator
Water Filters	Gas/Water Separator
Sea water cock	Fuel Hose
Welcome Kit	Exhaust Hose
Kit Power Take-off	Raw water hose

\* Other protections available

\*\* With load from 0 to 100%, speed variation from -2% up to +5%, power factor 0,8 linear and balanced load.

\*\*\* In all directions

For other requirements please contact the Sales Dept.



# SCO 11 Panel



## General Description

- Graphic LCD with light, 128 x 64 pixels display
- Genset measures (see Display Information)
- Configuration protected by user and password
- Running hour indication
- Multilengüaje
- Event history log
- Genset protections (see Alarm Management)
- Preheating function
- D+ pre-excitation Terminal
- CAN bus information with SAE J1939 protocol
- Maintenance hours control
- Dimensions 195 x 135 x 47 mm
- Board Cutting 172 x 112 mm
- Weight 450 g

## Alarm Management

### Shut Downs (SD)

- High coolant temperature
- Low oil pressure
- Overspeed
- Overload\*
- Short circuit\*
- Overcurrent\*
- Over/Under voltage
- Over/Under frequency
- Emergency stop

### Warnings (WRN)

- High coolant temperature
- Low oil pressure
- Over/Under Battery voltage
- Maintenance request
- Sensor failure detection (FLS)

## Operating modes

- OFF Mode
- MAN Mode (manual start/stop engine)
- AUT Mode (auto start/stop engine)



## Power Supply

- Voltage supply 12/24 DC with fuse protection
- Consumption 80mA (12V) or 51 (24V)

## Operating Conditions

- Operating temperature -20+70 °C
- Humidity 95 % without condensation
- Front Panel Protection IP65

## Standard Conformity

- EN 61000-6-2, EN 61000-6-4, EN 61010-1
- EN 60068-2-6 (2÷25 Hz / ±1,6 mm; 25÷100 Hz / 4.0 g)
- EN 60068-2-30:2005 25/55 °C, RH 95%, 48hours
- EN 60529 (front panel IP65, back side IP20)

## Display Information

### Measurement

- L1-L3 Voltage (V), Frequency (Hz), Oil Pressure (bar)
- Coolant Temperature (°C), Battery voltage (V), RPM
- Active Power\* (kW), Apparent, Power\* (kVA), Current\* (A), PF\*

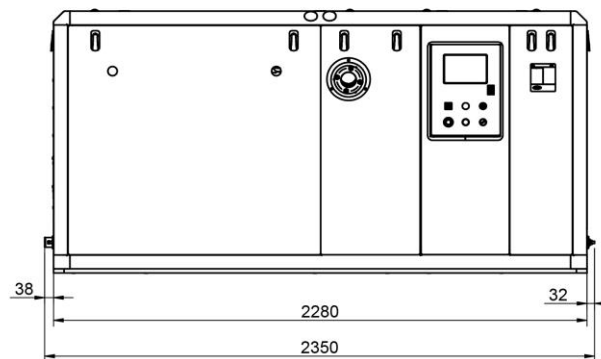
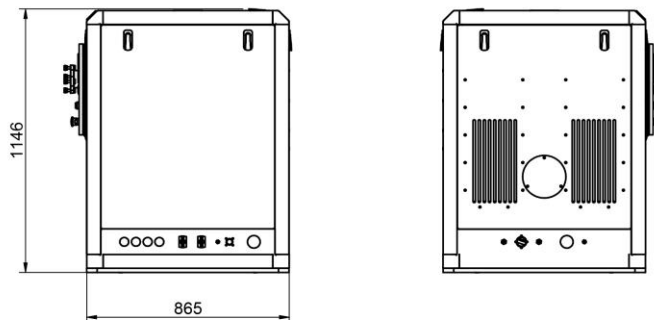
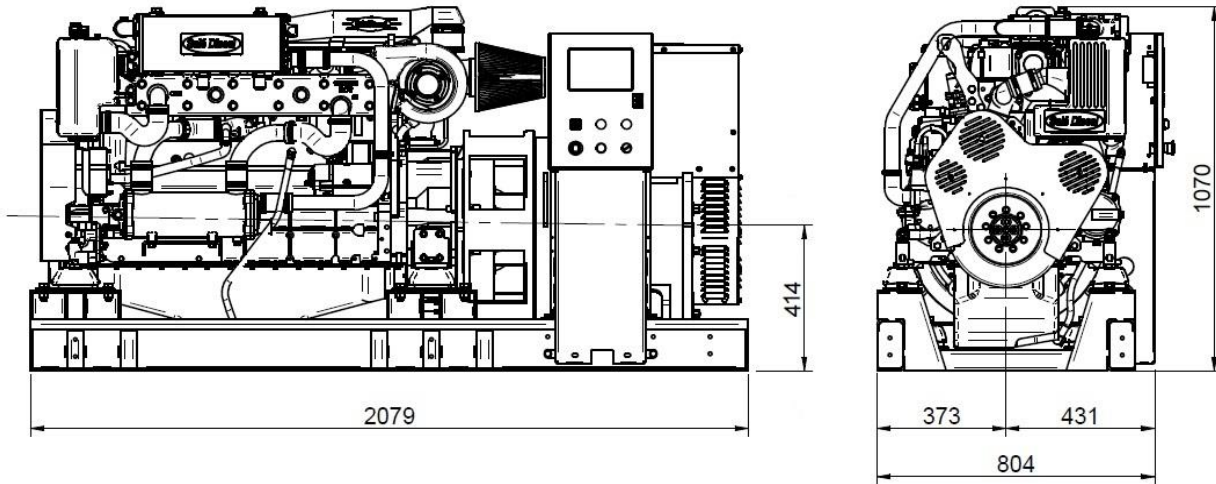
### History log

## Optional Equipment

- RS232-485 module for double danel
- Binary Inputs/Outputs extension module
- IG-IB Internet connection bridge
- IP65 metallic box protection kit

\* The specified function needs the current transformers (Optional Equipment) for showing the information in panel display.

## Dimensions



Authorized dealer

[www.solediesel.com](http://www.solediesel.com)  
[info@solediesel.com](mailto:info@solediesel.com)

Detailed drawings, brochures and manuals are available on the web [solediesel.com](http://www.solediesel.com). All rights reserved. Technical specifications, data and presentation are subjected to variations, changes and updates without prior notice. Non-contractual information.